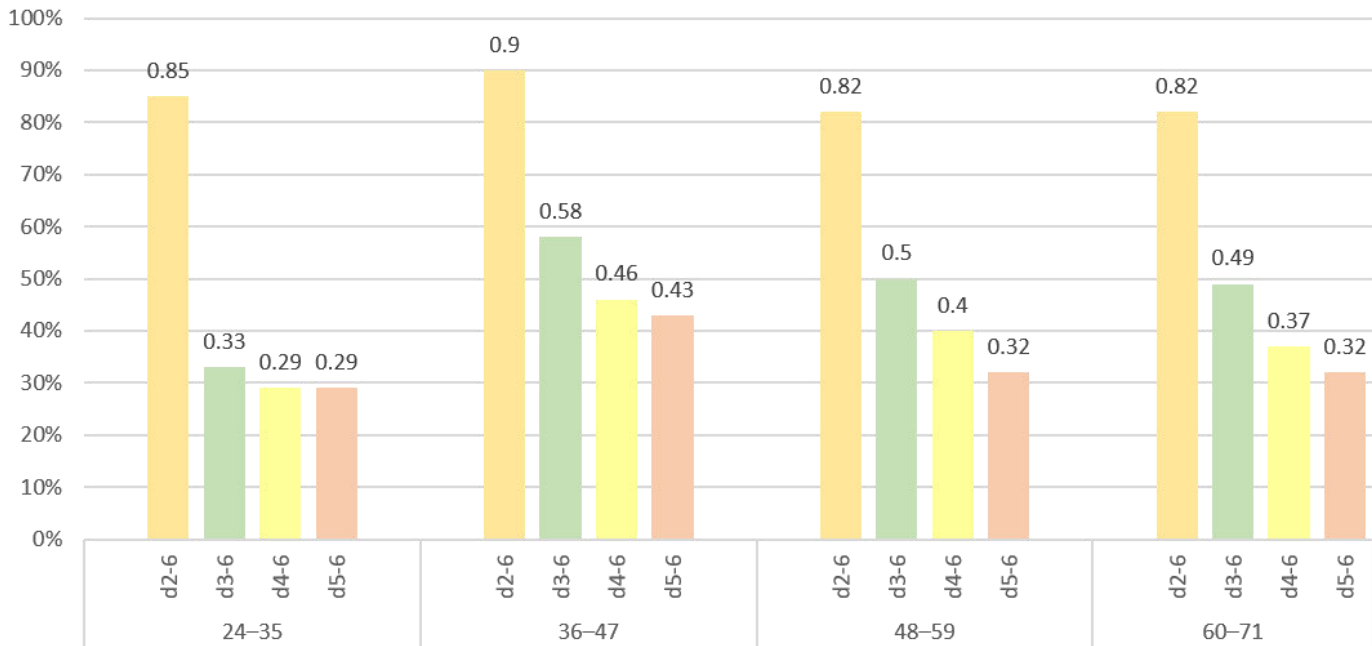
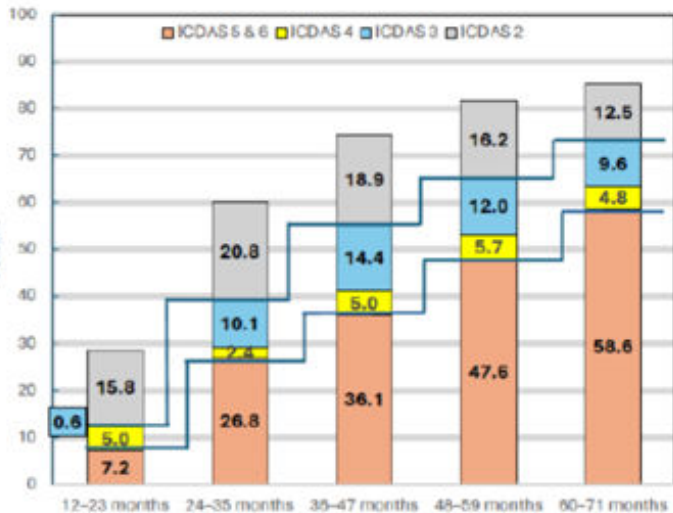


		Country	Costa Rica
Age (months)	ICDAS Cut-off	Prevalence of untreated dental caries	Mean number of decayed surfaces
12–23		n=13	
	d ₂₋₆	NR	NR
	d ₃₋₆	NR	NR
	d ₄₋₆	NR	NR
	d ₅₋₆	NR	NR
24–35		n=21	
	d ₂₋₆	85%	5.8
	d ₃₋₆	33%	2.3
	d ₄₋₆	29%	2
	d ₅₋₆	29%	2
36–47		n=81	
	d ₂₋₆	90%	8.6
	d ₃₋₆	58%	3.4
	d ₄₋₆	46%	3
	d ₅₋₆	43%	2.7
48–59		n=119	
	d ₂₋₆	82%	7.4
	d ₃₋₆	50%	2.9
	d ₄₋₆	40%	2.2
	d ₅₋₆	32%	1.9
60–71		n=117	
	d ₂₋₆	82%	6.4
	d ₃₋₆	49%	2.2
	d ₄₋₆	37%	1.7
	d ₅₋₆	32%	1.4
12–71		n=351	
	d ₂₋₆	82%	7
	d ₃₋₆	49%	2.6
	d ₄₋₆	38%	2.1
	d ₅₋₆	33%	1.8

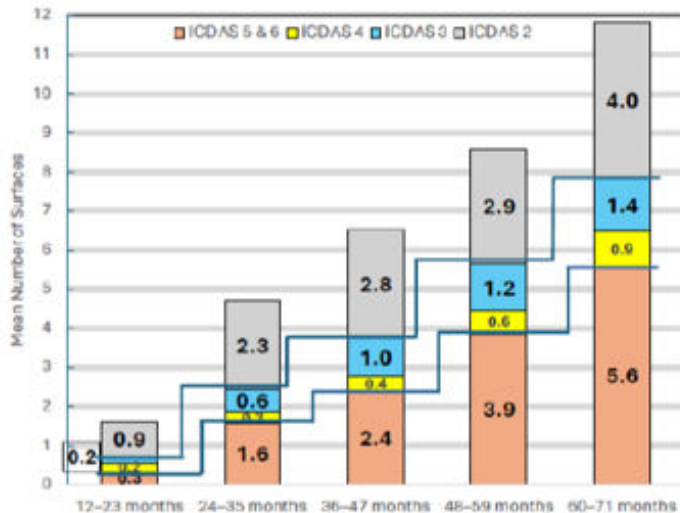
Prevalence of untreated dental caries ($d_{2-6} s > 0$) using different cut-off points from ICDAS in Costa Rica



Prevalence (%) of Untreated Decay



Mean Number Untreated Decayed Surfaces



* The estimates in the table correspond to all countries and were aggregated and weighted by age group based on the number of participants in each country

Figure 3. Contribution of ICDAS levels in the aggregated and weighted estimates of the prevalence and mean number of tooth surfaces* by age group among 11 Latin American countries